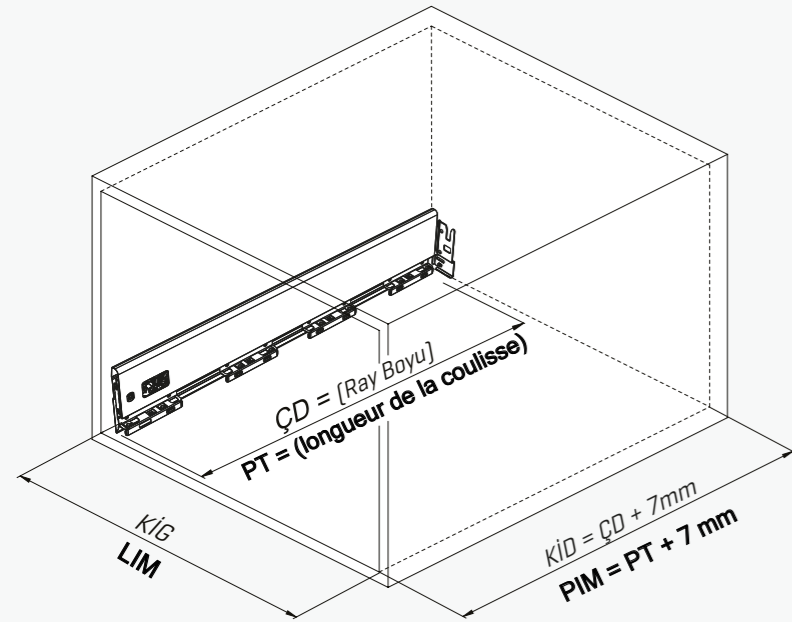
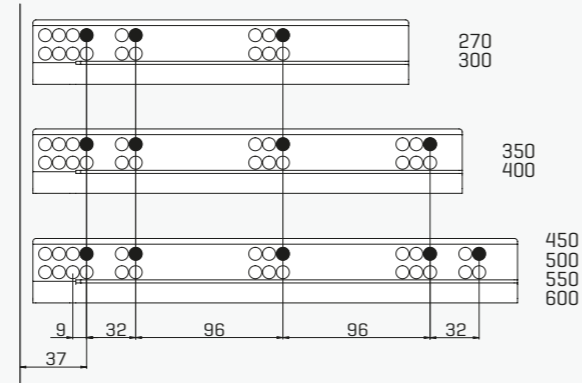


Kabin Ölçüleri / Dimensions du meuble

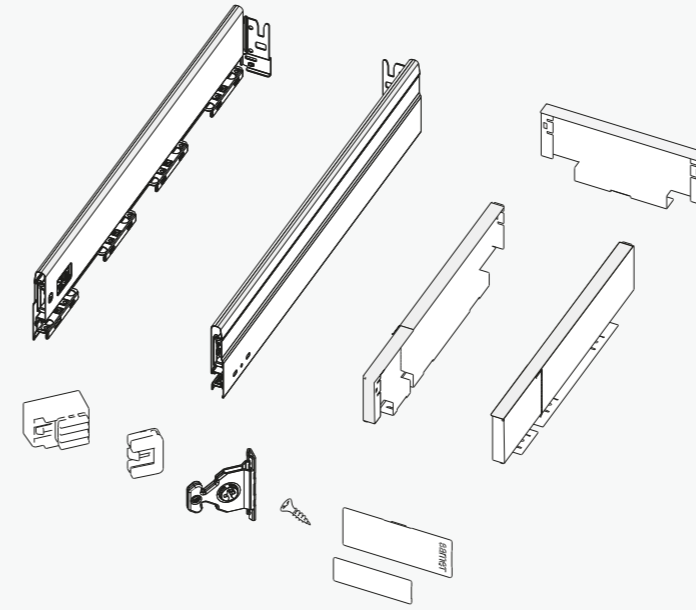
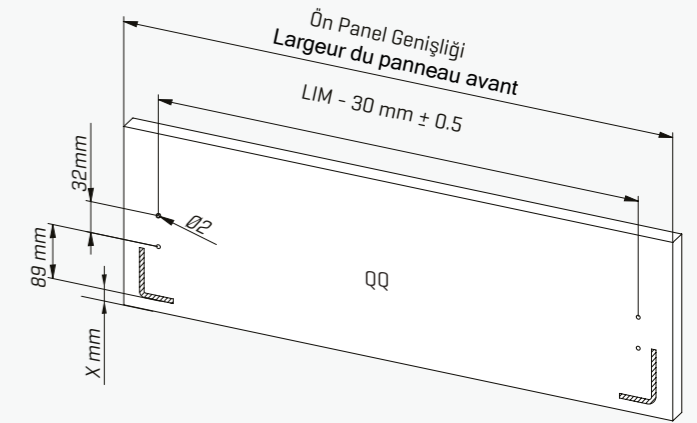


Rayların Vida Konum Ölçüleri / Emplacement des vis des coulisses

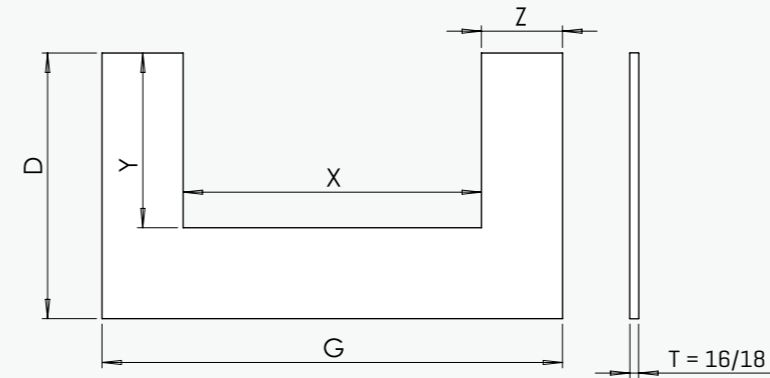
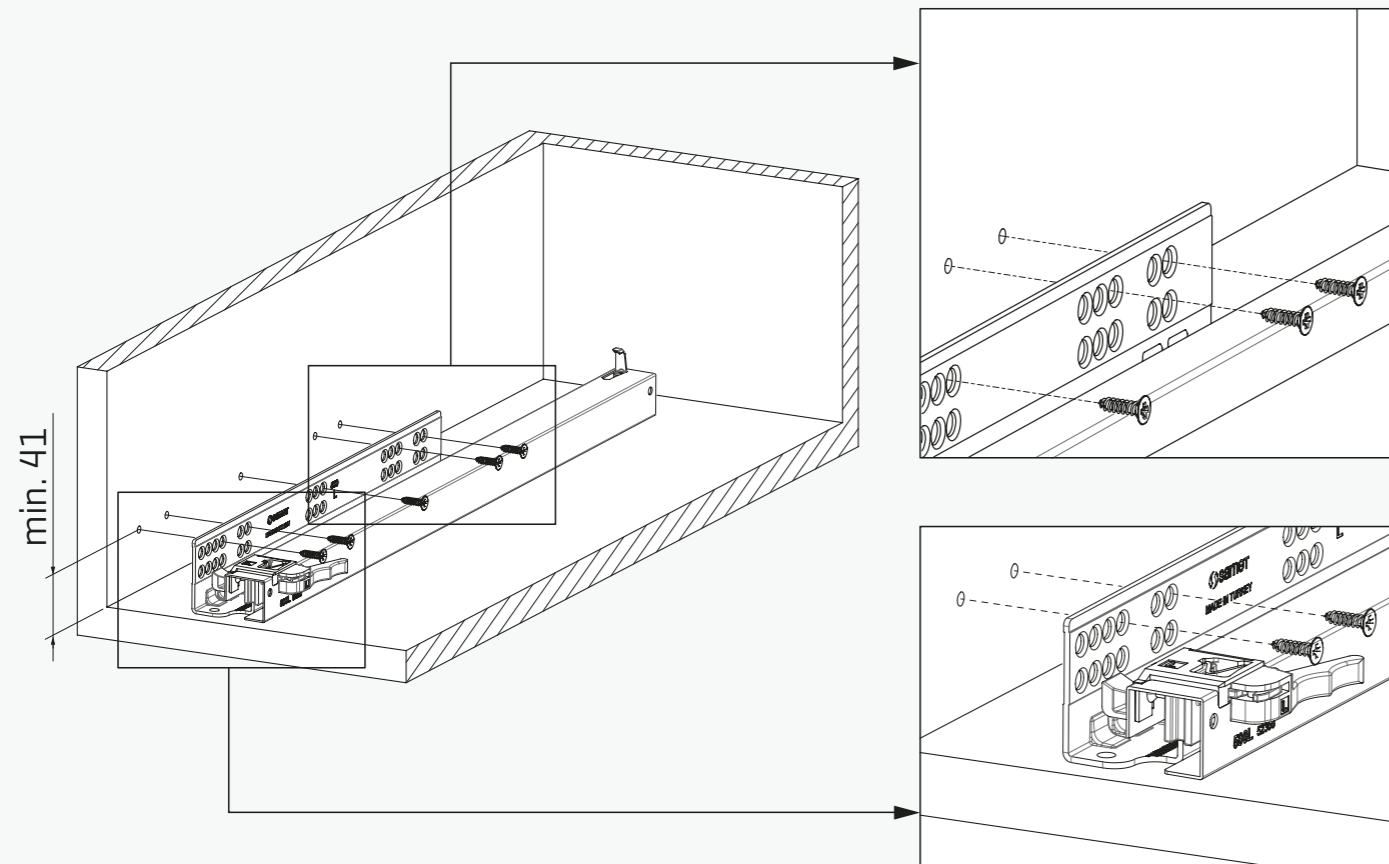
Rayı, koyu renk ile işaretlenmiş deliklerden vidalayınız.
Vissez la coulisse dans les trous correspondants.



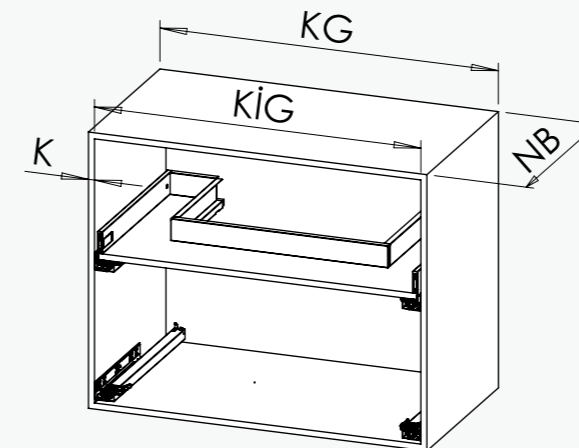
Parçalar / Pièces

Bordürsüz Ön Panel & Bağlantı Parçası
Panneau frontal et pièces de connexion sans galerie de rails

Teknik Ölçüler / Dimensions techniques



T = Sipariř sırasında belirlenen taban tahtası kalınlıđı.
Épaisseur du panneau de base déterminée lors de la commande.



K = 16mm	KG:450	KG:600	KG:900	KG:1200
NB:350	X:160 Y:243 Z:117,5 D:338 G:396	X:160 Y:243 Z:192,5 D:338 G:546	X:160 Y:243 Z:342,5 D:338 G:846	X
NB:450	X:160 Y:243 Z:117,5 D:438 G:396	X:160 Y:243 Z:192,5 D:438 G:546	X:547 Y:271 Z:149 D:438 G:846	X
NB:500	X:160 Y:243 Z:117,5 D:488 G:396	X:160 Y:243 Z:192,5 D:488 G:546	X:547 Y:321 Z:149 D:488 G:846	X:547 Y:321 Z:299 D:488 G:1146
K = 18mm	KG:450	KG:600	KG:900	KG:1200
NB:350	X:156 Y:243 Z:117,5 D:338 G:392	X:156 Y:243 Z:192,5 D:338 G:542	X:156 Y:243 Z:342,5 D:338 G:842	X
NB:450	X:156 Y:243 Z:117,5 D:438 G:392	X:156 Y:243 Z:192,5 D:438 G:542	X:543 Y:271 Z:149 D:438 G:842	X
NB:500	X:156 Y:243 Z:117,5 D:488 G:392	X:156 Y:243 Z:192,5 D:488 G:542	X:543 Y:321 Z:149 D:488 G:842	X:543 Y:321 Z:299 D:488 G:1142

Montaj / Assemblage

