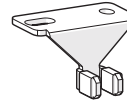
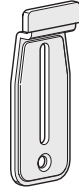
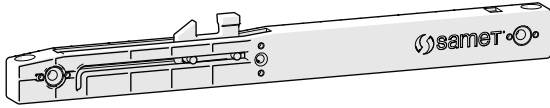
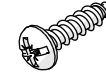


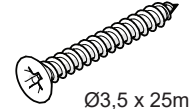
Parçalar
Componenti



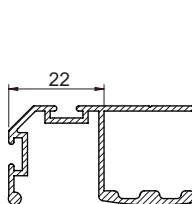
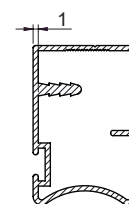
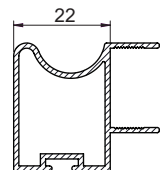
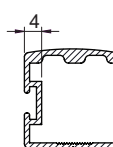
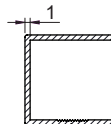
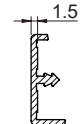
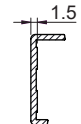
Ø3,5 x 16mm



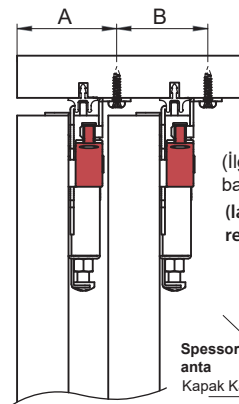
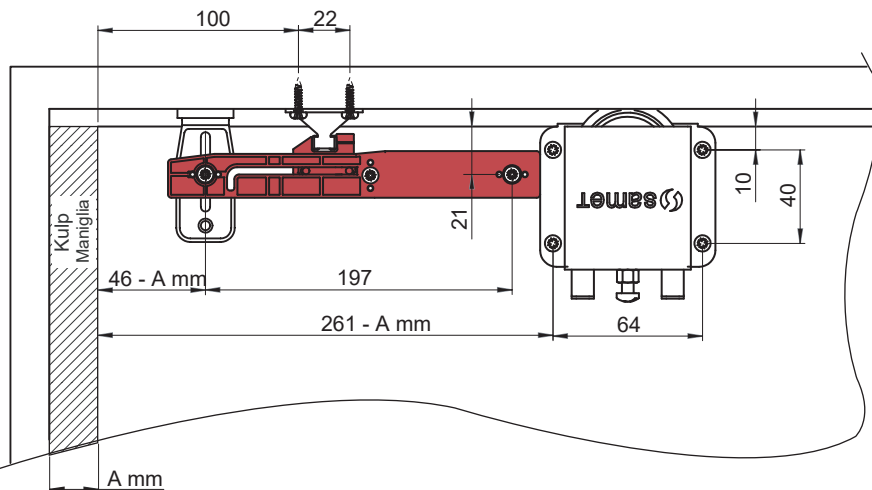
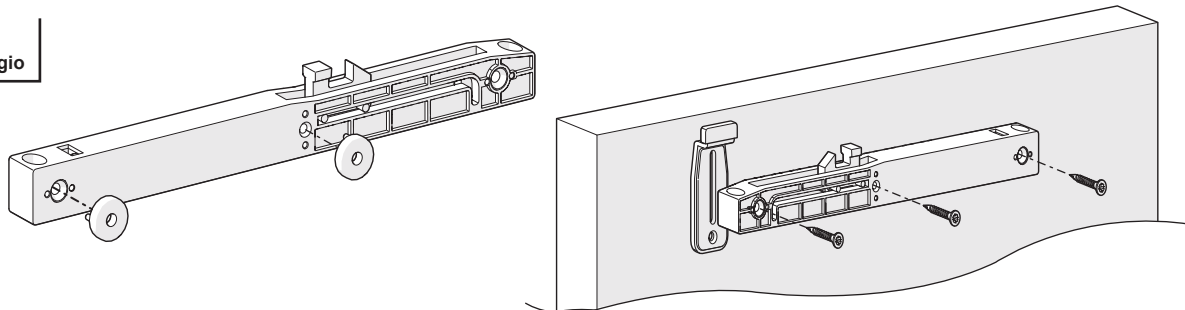
Tavsiye Edilen Vida
Vite raccomandata



Ø3,5 x 25mm

A mm	22mm	1mm	22mm	4mm	1mm	1,5mm	1,5mm
	Bombeli "Y" Boy Kulp ----- Maniglia Conex "Y"	Kanallı Boy Kulp ----- Maniglia con fessura	İç Bükey Kulp ----- Maniglia concava	Bombeli "U" kulp ----- Maniglia Conex "U"	Düz "U" Kulp ----- Maniglia piatta "U"	Kanallı Kenar Çıtası ----- Barra laterale con fessura	Düz kenar çıtası ----- Barra piatta laterale
KULP MODELİ ----- MODELLO DI MANIGLIA							

Montaj
Montaggio



(İlgili görsel, "Tekli Ray" baz alınarak hazırlanmıştır.)
(la relativa figura è stata realizzata come "binario singolo".)

Spessore anta Kapak Kalınlığı	Binario Ray			
	A	B	A	B
16 mm	35	35	35	42
18 mm	37	37	37	42
22 mm	41	41	41	42