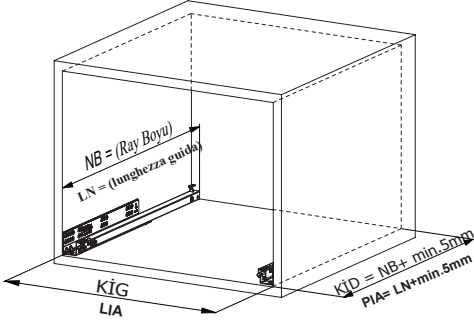
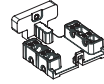
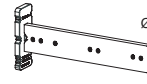


Kabin Ölçüleri
Dimensioni armadio

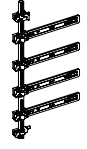
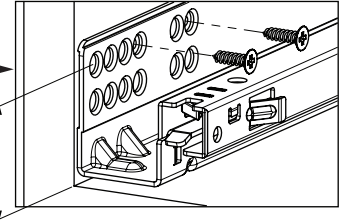
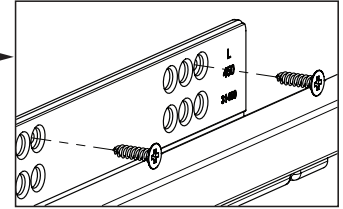
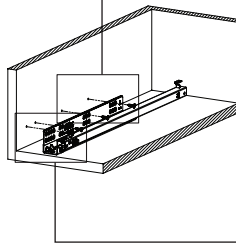
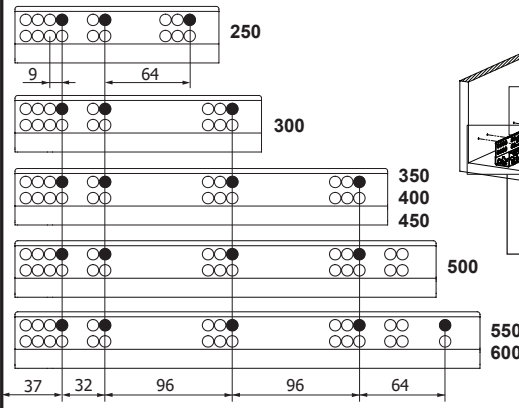
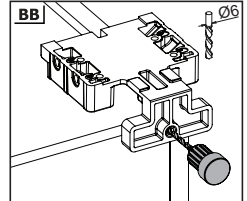
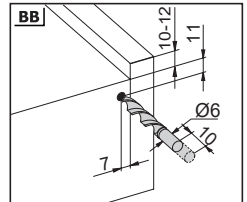
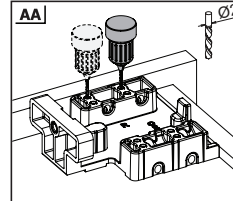
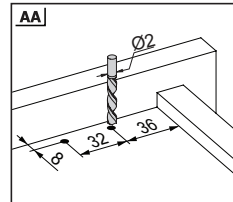
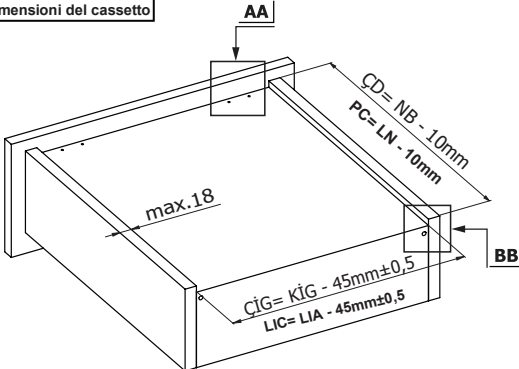
Kabin İç Genişliđi	: KİG	Larghezza Interna Armadio	: LIA
Kabin İç Derinliđi	: KİD	Profondità Interna Armadio	: PIA
Çekmece Derinliđi	: ÇD	Profondità Cassetto	: PC
Çekmece İç Genişliđi	: ÇİG	Larghezza Interna Cassetto	: LIC
Nominal Boy (Ray boyu)	: NB	Lunghezza Nominale	: LN

Tavsiye Edilen Vida ve Şablonlar
Viti e modelli raccomandatiSmart Slide Mandall ve
Tırnak Deliđi Delme Şablonu

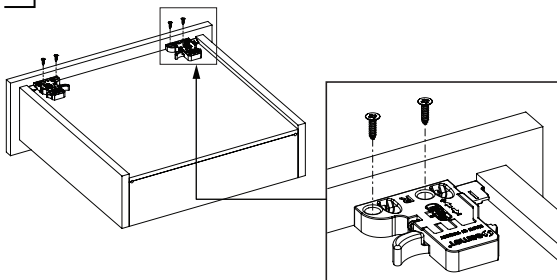
Modello Smart Lock

Smart El Tipi Ray
Montaj Şablonu

Dima di foratura Smart

Smart Celvelli Ray
Montaj ŞablonuDima di foratura Smart
con righeRayların Vida Konum Ölçüleri
Posizione della vite per le guideRayı, koyu renk ile işaretlenmiş deliklerden vidalayınız.
Avvitare la guida a partire dai fori contrassegnati.Çekmece Ölçüleri
Dimensioni del cassetto

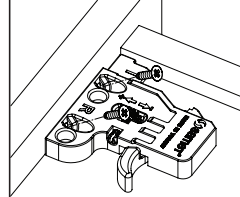
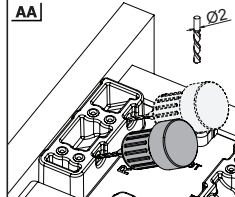
1



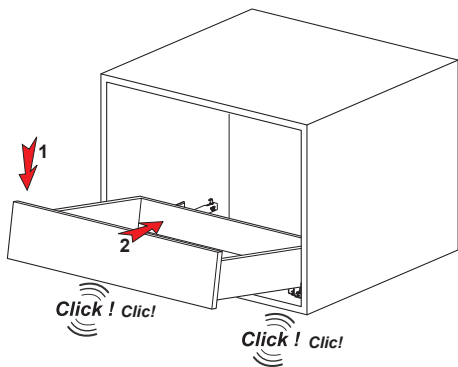
Not: Çekmece taban kalınlığı 12 mm'den küçük olduğunda, açılı mandal bağlama deliklerini kullanınız.

Nota: Utilizzare fori angolari per montare lo Smart lock quando la larghezza del fondo in legno è minore di 12 mm.

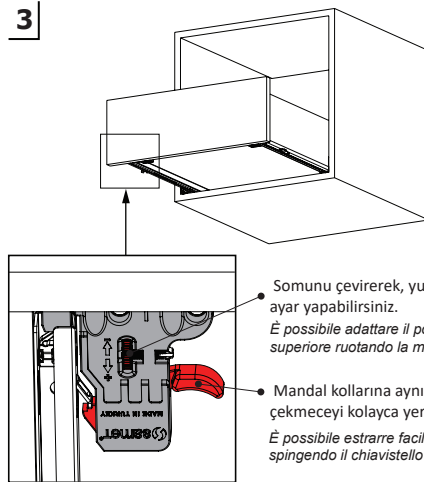
AA



2



3



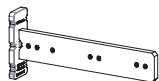
Somunu çevirerek, yukarıya doğru ayar yapabilirsiniz.

È possibile adattare il posizionamento superiore ruotando la manopola.

Mandal kollarına aynı anda basarak, çekmeceyi kolayca yerinden çıkarabilirsiniz.

È possibile estrarre facilmente il cassetto spingendo il chiovisstello dello Smart lock

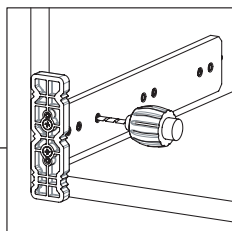
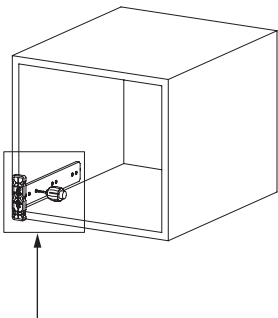
Smart El Tipi Ray
Montaj Şablonu
Dima di foratura Smart



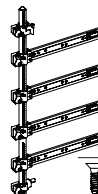
Kod / Codice

12799902

12799904



Smart Cetveli Ray
Montaj Şablonu
Dima di foratura Smart con righe



Kod / Codice

12799901

12799905

